



RB472305



Optional accessories

RA430100:

Storage container with lid, anthracite

RA450012:

Water filter Vario 400

Installation accessories

RA428712:

SS doors w/o handle 76,2cm/30" for RB472

RA460000:

Installation kit SxS

RA460013:

Heating side kit 230V

RA460030:

Frontpanel connection for RB

RA421712:

SS door 76,2cm / 30" for RB 472

RA464713:

Vent grille 76.2cm/30" w filter, RB472

RA423340:

Side trims, 2 pieces, for RB

RA425110:

Vario SS handle 1131 mm

RA425710:

Vario SS handle BM30"

Vario fridge-freezer combination 400 series 212.5 x 75.6 cm

RB472305

- Stainless steel interior with solid anthracite aluminium elements
- Opening assist for door with two options
- Immerse your kitchen in a mesmerizing glow with Gaggenau's Glare-Free LED Light Spots and showcase your dishes like never before.
- Fresh cooling drawer close to 0 °C
- Stainless steel interior with solid anthracite aluminium elements

Warm white and glare-free LED light spots

Opening assist for door with two options:

1. Push-to-open function for integration into handleless furniture front
2. Pull-to-open function to facilitate opening the door using a handle

Flat stainless steel inner door, full-length

Smooth design rail system providing flexible

positioning for shelves and door racks

Solid anthracite aluminium door racks

One fresh cooling drawer close to 0 °C with manually adjustable temperature and one fresh cooling drawer with manually adjustable humidity

Integrated ice maker with fixed inlet water connection

Fully extendable freezer drawer with practical divider in anthracite

TFT touch display

Total volume 452 litres

Handling

TFT touch display operation.

Clear text display.

Features

Dynamic cold air distribution.

Automatic defrosting with defrost water evaporation.

Cushioned door closing system.

Activated charcoal air filter.

Rest mode certified by Star-K.

When rest mode is active, the appliance can only be opened using a handle.

Open-door and malfunction alarm.

Selected digital services (Gaggenau Home Connect)

Remote control and monitoring.

Remote diagnostics.

Integrated WiFi module for digital services (Home Connect).

The availability of the Home Connect functionality depends on the availability of the Home Connect Services in your country. Home Connect Services are not available in every country – for further information please check: www.home-connect.com

Cooling

No-frost technology with fast cooling.

Temperature adjustable from +2 °C to +8 °C.

2 safety glass shelves, white glass, individually adjustable in height.

1 integrated shelf.

4 brilliant LED light spots with warm white, glare-free light (3500 K) within cooling area and drawers.

Smooth design door rail system with fully flexible positioning of door racks.

3 height adjustable door racks, 1 of which is extra deep.

Total volume all refrigerator compartments 316 litres.

Fresh cooling close to 0 °C

1 fully extendable fresh cooling drawer close to 0 °C with transparent front, illuminated.

Cushioned closing system.

Temperature can be adjusted manually.

Ideal for meat, fish and poultry.

Fresh cooling

1 fully extendable fresh cooling drawer with transparent front, illuminated.

Cushioned closing system.

Humidity can be adjusted manually.

Ideal for fruit and vegetables.

Freezing

No-frost technology with fast freezing at -30 °C.

Temperature adjustable from -14 °C to -24 °C.

4-star freezer compartment.

Freezing capacity 14 kg /24 h.

Storage time after a malfunction 13 h.

2 fully extendable drawers, one of them inside.

Outer drawer with synchronously running pull-out rails.

Interior lighting with 2 LED light spots, warm white light.

Volume 136 litres.

Ice maker

Integrated in the freezer compartment, with fixed inlet water connection.

Particle filter for water inlet, integrated in ventilation grille area.

Saturation indicator shown in TFT touch display.

Can be switched off.

Ice cube production approx. 1.7 kg/24 h.

Removable ice storage container with approx. 3 kg capacity.

Product rating

Energy efficiency class E at a range of energy efficiency classes from A to G.

Energy consumption 295 kWh/year.

Noise level 42 dB (A) re 1 pW.

Planning notes

Flat hinge.

Door hinge right, reversible.

Door opening angle of 115°, fixable at 90°.

Max. door panel weight:

Door 41 kg.

Drawer 10 kg.

Shut-off valve for water connection must be planned next to the appliance and always be accessible.

If the water pressure exceeds 0.8 MPa (8 bar), connect pressure relief valve between water tap and hose set.

Connection

Total connected load 0.300 KW.

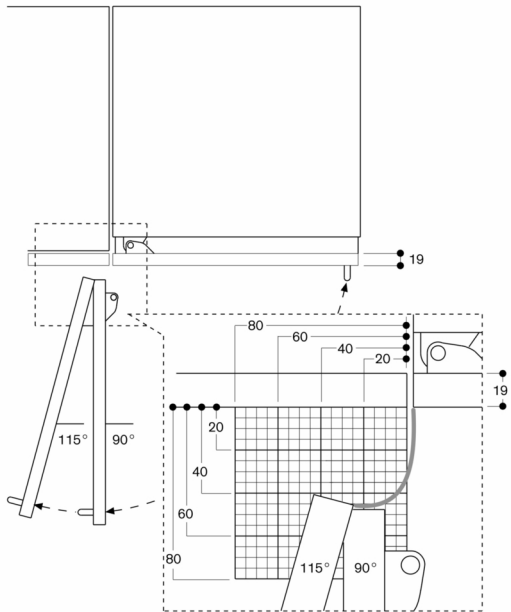
Connecting cable 3.0 m, pluggable.

Water inlet.

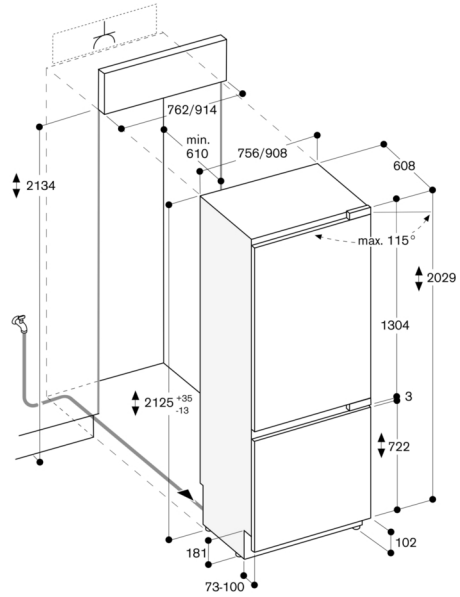
Supply hose 2.0 m with 3/4" connection.

Water pressure 2 to 8 bar.

Door opening angle

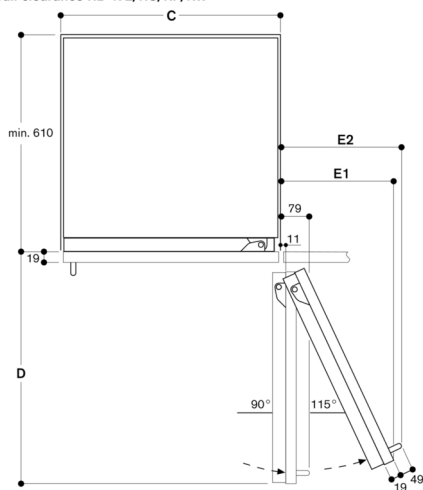


The hinge travel and resulting clearances from adjacent furniture units and handles can be found from the drawing while allowing for the thickness of the front panel. In the drawing, a furniture unit front panel thickness of 19 mm was assumed.



The maximum door panel dimensions are based on a clearance of 3 mm.

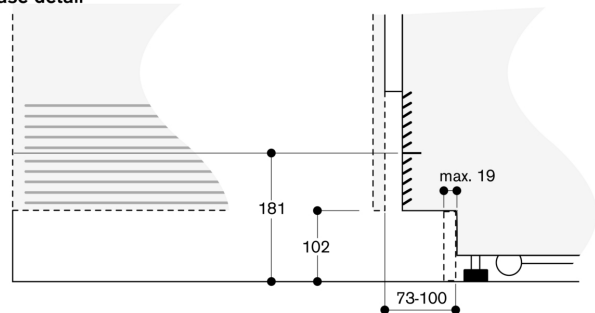
Wall clearance RB 472/RC/RF/RW



Recess width	C	D	E1	E2
457 mm	525 mm	235 mm	265 mm	
610 mm	677 mm	299 mm	330 mm	
762 mm	830 mm	364 mm	395 mm	
914 mm	980 mm	428 mm	460 mm	

In the drawing, a unit front thickness of 19 mm and a Gaggenau unit handle of 49 mm were taken as a basis.

Base detail



Based on the standard appliance height, the height of the plinth is 102 mm. Maximum plinth thickness 19 mm.

