



CV492105



Optional accessories

CA050300:

Flex pan set, 3 pcs.

CA051301:

Teppan Yaki

CA052300:

Griddle Plate

CA055300:

Flex pan large

CA084010:

Acoustic filter

CA282112:

Recirculation replenishment filter CV

Installation accessories

AD857050:

Plinth diffuser for CV282/482/492

CA082011:

Kit unducted recirculation

CA082061:

Kit ducted recirculation, 60 cm worktop

CA082071:

Kit ducted recirculation, 70 cm worktop

CA084010:

Acoustic filter

CKI440000:

4 knobs, induction, black

CKI440010:

4 knobs, induction, stainless steel

Flex induction cooktop with integrated ventilation system 400 series 90 cm

CV492105

- Fully automatic ventilation system functions
- Large-scale metal grease filter, easy to remove, dishwasher-safe
- Flexible positioning of cookware
- Flex function for combining the rectangular cooking areas

Flexible positioning of cookware inside combined cooking areas with automatic extension up to 30 cm

Highly efficient ventilation system integrated in the cooktop

Fully automatic ventilation system functions

Large-scale metal grease filter, easy to remove, dishwasher-safe

Energy-saving, low-noise fan

Air extraction or recirculation system

Integrated activated charcoal filter easily removable from above for air recirculation system

Solid stainless steel knob, also selectable with black robust finishing, for precise control and personalisation

Frameless for flush installation

Cooking zones

2 flex induction cooking areas 23x20 cm (2200 W, with booster 3700 W), linked together 23x40 cm (3300 W, with booster 3700 W), with automatic extension up to 32x30 cm (3300 W, with booster 3700 W).

2 flex induction cooking areas 23x20 cm (2200 W, with booster 3700 W), linked together 23x40 cm (3300 W, with booster 3700 W), with automatic extension up to 32x30 cm (3300 W, with booster 3700 W).

Performance of ventilation system

Performance and noise level, output level 3/Intensive:

Air output according to EN 61591.

Sound power level according to EN 60704-3.

Air extraction:

532 / 636m³/h.

70 / 74 dB (A) re 1 pW.

Air recirculation:

487 / 611m³/h.

67 / 72dB (A) re 1 pW.

55 / 61 dB (A) re 20 µPa.

Handling

Control knobs with illuminated ring, cooking zone and output level markings.

Electronic power control in 12 stage (1...12).

User friendly control with two color display (white / orange).

Control of ventilation system with 3 electronically controlled power levels and 1 intensive mode.

Features

Flex function for rectangular cooking areas.

Frying sensor function.

Booster function.

Automatic sensor-controlled performance adjustment of the ventilation system.

Automatic activation of the ventilation system when a cooking zone is used.

Interval ventilation, 6 min.

Automatic sensor-controlled or manual run-on function.

Grease filter and activated charcoal filter saturation indicator.

Removable, dishwasher-safe grease filter unit.

High-grade black zinc die-casted cover for ventilation system, dishwasher-safe.

Fan technology with highly efficient, brushless DC motor.

Airflow-optimised interior for efficient air circulation.

Stopwatch.

Short-term timer.

Memory function.

Options menu.

Power management.

Selected digital services (Gaggeneau Home Connect)

Remote control and monitoring of ventilation.

Remote monitoring of cooking zones.

Remote diagnostics.

Integrated WiFi module for digital services (Home Connect).

The availability of the Home Connect functionality depends on the availability of the Home Connect Services in your country. Home Connect Services are not available in every country – for further information please check: www.home-connect.com

Product rating

Energy efficiency class A at a range of energy efficiency classes from A+++ to D.

Energy consumption 56.9 kWh/year.

Ventilation efficiency class A.

Illumination efficiency class -.

Grease filter efficiency class B.

Sound level min. 61 dB / max. 70 dB normal mode.

Safety

Operation indicator.

Pot detection.

2 stage Hh residual heat indicator for each zone

Child lock.

Safety shut-off.

Detachable, dishwasher-safe two-stage overflow protection.

Removable overflow container, 0,9-litre capacity, dishwasher-safe.

Planning notes

Bottom cabinet width: min. 60 cm.

Worktop depth: min. 60 cm with unducted recirculation, min. 65 cm with ducted recirculation/extraction.

Immersion depth 227 mm.

The unducted recirculation set CA 082 011 requires a vertical aperture of min. 25 mm behind the backpanel of the furniture.

Suggested for ideal performance are 50 mm.

The air outlet on the backside of the appliance can directly be accessed with a flat duct element (DN 150).

In air extraction a one-way flap with a maximum opening pressure of 65 Pa should be installed.

For optimum performance in air recirculation we recommend an outflow surface area of at least 400 cm².

Operates with magnetic (induction) iron pots and pans only. For an optimal heat distribution, the use of sandwich bottom cookware is recommended.

Special accessories (order as spare parts):

Part No. 17006018 Frying sensor pan, ø 20 cm

Part No. 17006184 Frying sensor pan, ø 24 cm

Part No. 17006185 Frying sensor pan, ø 28 cm

Part No. 17006019 Frying sensor pan, ø 32 cm

The equivalent ducting length to ensure good performance is Lmax 28 m.

Appliance must be fixed from underneath.

Appliance weight: approx. 32.

The appliance must be freely accessible from below.

When installing a ventilation hood with air extraction mode and a chimney-vented fireplace, the hood's power supply line needs to feature a suitable safety switch.

Installation is possible in worktops made of stone, synthetics or solid wood. Heat resistance and watertight sealing of the cut edges must be observed. Concerning other materials please consult the worktop manufacturer.

The bearing capacity and stability, in the case of thin worktops in particular, must be supported using suitable substructures. Take into account the appliance weight and additional loads.

The groove must be continuous and even, so that uniform placing of the appliance on the gasket is ensured. Do not use discontinuous lining.

Joint width may vary due to dimensional tolerances of the glass ceramic cooktop and the worktop cut-out.

Comply with the clearances from underneath the worktop to the overflow container: min. 300 mm to remove and empty the container.

Connection

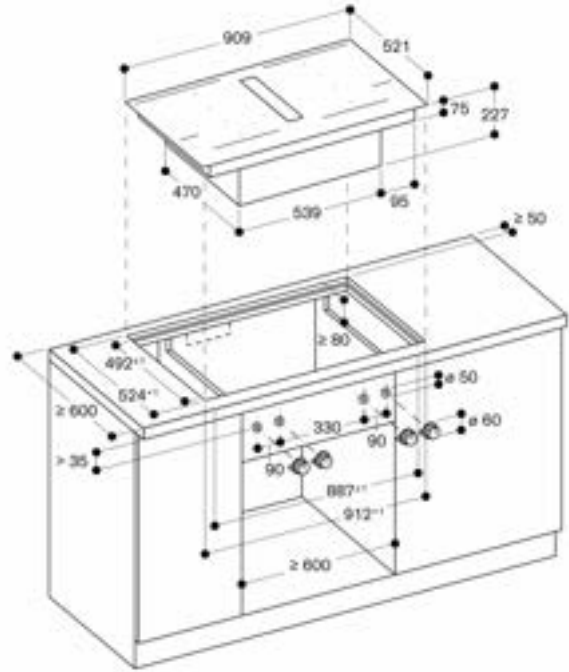
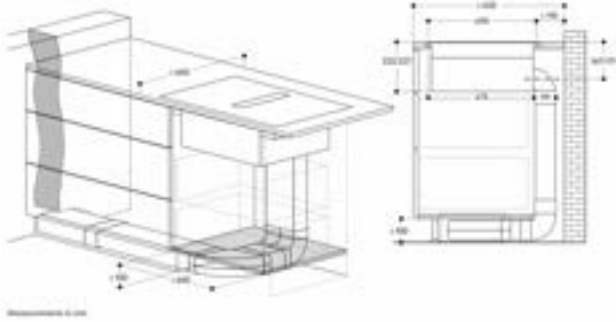
Total connected load 7.4 KW.

Connecting cable 1.50 m without plug.

Power consumption standby/display off 0.5 W.

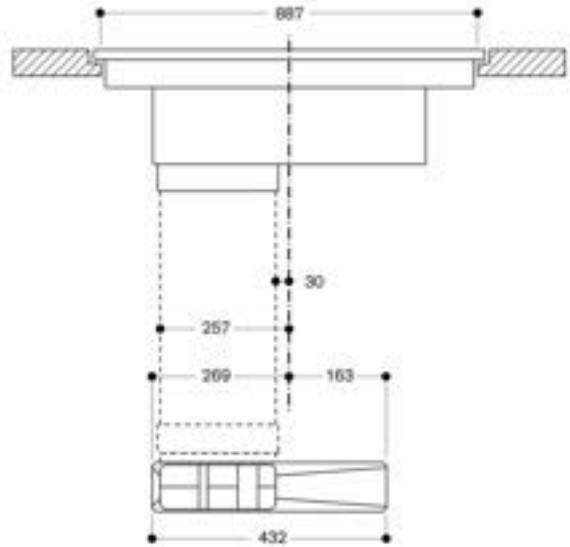
Power consumption standby/network 2 W.

Please check the user manual for how to switch off the WiFi module.



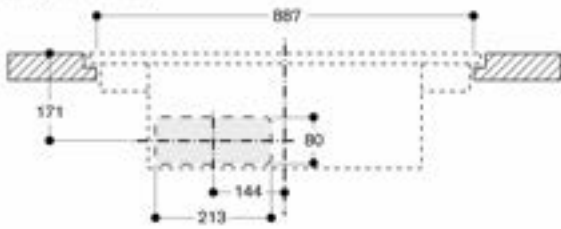
Measurements in mm

Front view of CV 492 with ducted recirculation




Measurements in mm

Front view – furniture cut-out for unducted recirculation; flush (CA 082 010)



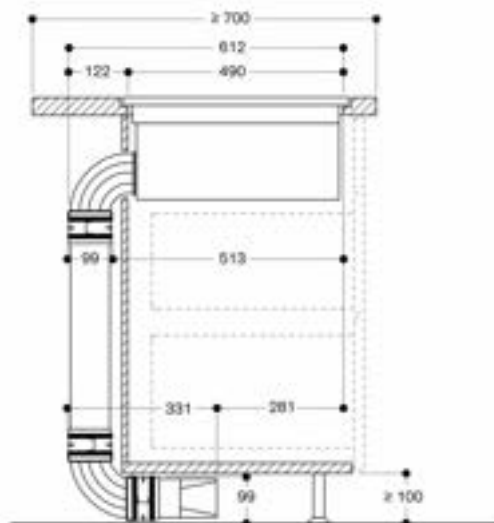
measurements in mm

View from above



measurements in mm

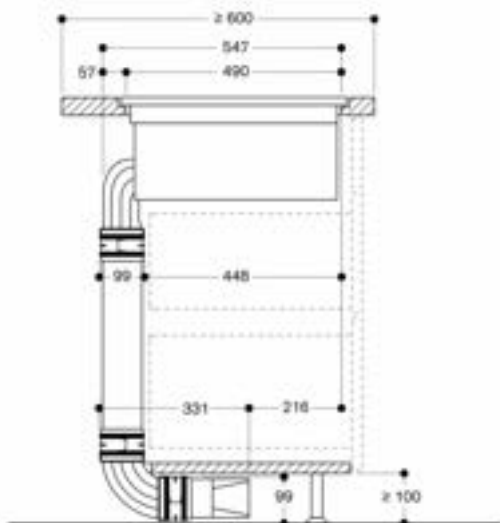
Side view with kit ducted air recirculation 700 mm worktop depth; flush installation



Not recommended for non-thermally insulated outer wall or floor ($U \geq 0.5 \text{ W/m}^2\text{K}$)

Measurements in mm

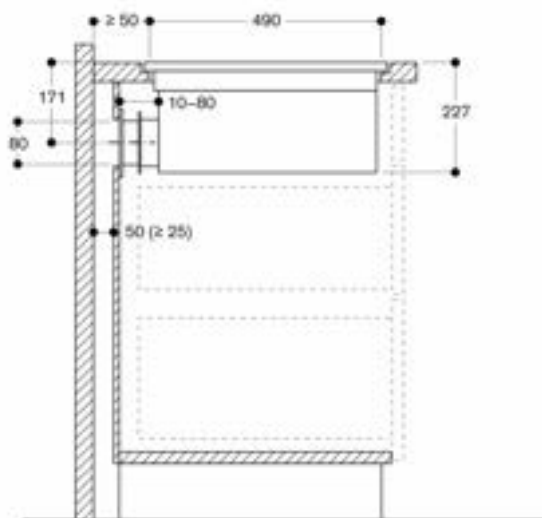
Side view with kit ducted air recirculation 600 mm worktop depth; flush installation



Not recommended for non-thermally insulated outer wall or floor ($U \geq 0.5 \text{ W/m}^2\text{K}$)

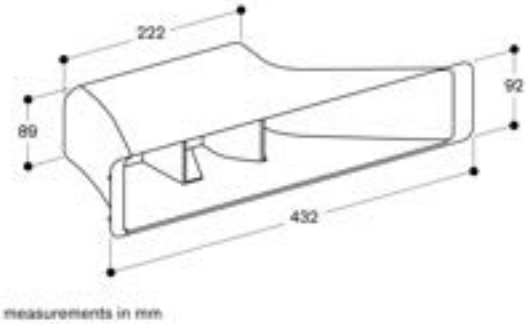
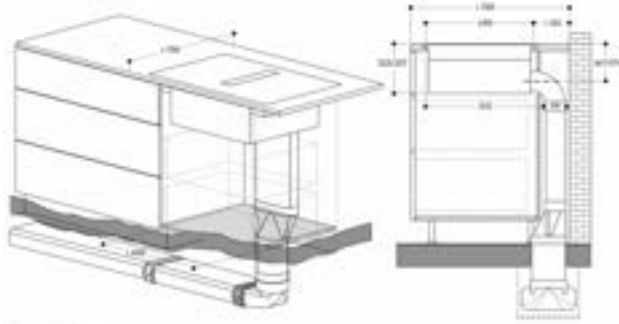
Measurements in mm

Side view with unducted recirculation; flush installation



Not recommended for non-thermally insulated outer wall or floor ($U \geq 0.5 \text{ W/m}^2\text{K}$)

Measurements in mm



measurements in mm